

# The Impact Resistant Collection



Product Specifications	Length	Width	Exposure	Coverage Per Bundle	Standards <sup>1</sup>	Limited Warranty <sup>1</sup>	Iron Clad Protection <sup>1</sup>	Limited Wind Warranty <sup>1</sup>	Limited High Wind Warranty Upgrade <sup>1,2</sup>	Algae Resistant <sup>1</sup>
Cambridge IR	40 7/8 in (1038 mm)	13 3/4 in (349 mm)	5 7/8 in (149 mm)	33.3 ft <sup>2</sup> (3.1 m <sup>2</sup> )	ASTM D3462 ASTM D3018 ASTM D3161 - Class F ASTM E108 - Class A ASTM D7158 - Class H CSA A123.5 CSA A123.5 FM 4473 - Class 4* UL 2218 - Class 4*	Limited Lifetime	15 Years	110 mph (177 kph)	130 mph (210 kph)	✓
Crowne Slate	39 1/2 in (1003 mm)	13 1/4 in (336 mm)	10 in (254 mm)	25 ft <sup>2</sup> (2.32 m <sup>2</sup> )	ASTM D3462 ASTM D3018 ASTM D3161 - Class F ASTM E108 - Class A ASTM D7158 - Class H CSA A123.5 CSA A123.5 FM 4473, Class 4* UL 2218, Class 4*	Limited Lifetime	15 Years	110 mph (177 kph)	130 mph (210 kph)	✓
Armourshake	37 3/8 in (950 mm)	18 1/2 in (470 mm)	5 1/2 in (140 mm)	20 ft <sup>2</sup> (1.86 m <sup>2</sup> )	ASTM D3462 ASTM D3018 ASTM D3161 - Class F ASTM E108 - Class A ASTM D7158 - Class H CSA A123.5 CSA A123.5 FM 4473, Class 4* UL 2218, Class 4*	Limited Lifetime	15 Years	110 mph (177 kph)	130 mph (210 kph)	✓

Note: Product availability may vary by region. All values shown are approximate. <sup>1</sup>Product is designed and tested to comply with ASTM/CSA Standards at time of manufacture prior to packaging. <sup>2</sup>See Limited Warranty for complete terms, conditions, restrictions and application requirements. <sup>3</sup>High Wind Application is required. \*This impact rating is solely for the purpose of enabling residential property owners to obtain a reduction in their residential insurance premium, if available. It is not to be construed as any type of expressed or implied warranty by the manufacturer, supplier or installer.

Shingle Swatches and House Photography shown are as accurate as modern printing processes allow. Shingle swatches shown do not fully represent the entire color blend range of the shingles. To ensure complete satisfaction, please make your final color selection from several full size shingles and view a sample of the product installed on a home. Be sure to look at the color sample of all material in natural sunlight, at different times of day to ensure that your color choices are complementary. The information in this literature is subject to change without notice. We assume no responsibility for errors that may appear in this literature.

Find out more about our products now by talking to an IKO Sales Representative, your professional roofing contractor or contact us directly at: United States 1-888-IKO-ROOF (1-888-456-7663), Canada 1-855-IKO-ROOF (1-855-456-7663) or visit our web site at: [www.iko.com](http://www.iko.com).

© Copyright 12/13 - MR9L102



Color featured is Crowne Slate Regal Stone

# The Impact Resistant Collection

Crowne Slate, Armourshake & Cambridge **IR**

LIMITED LIFETIME ARCHITECTURAL SHINGLES

Mother Nature can be cruel or kind, depending on where you live. Certain areas of the country are prone to temperature extremes, severe storms, and/or high wind and hail. Conditions under which IKO's Impact Resistant Collection of shingles can really make an impact.

IKO's Impact Resistant Collection has been precision engineered to help protect your home, its contents and your family against the elements. Beautifully. They'll give your exclusive property or estate home the highly sought-after look of natural slate tiles or cedar shakes without the associated maintenance worries and expense.

Crowne Slate and Cambridge IR use ultra-strong, ultra-durable mats that are further reinforced with a coating

of IKO-SBS-modified bitumen to earn their UL 2218/FM 4473 Class 4 Impact Resistance rating. Armourshake achieves the same high classification through the use of unique shingle geometry with two solid shingle tab layers. What does that mean? In independent laboratory tests, a 2" steel ball is dropped from a height of 20' on shingles, or ice balls are fired at high-velocity towards shingles to make sure they resist the impact without damage, and our shingles have passed these tests. Discuss this with your insurance agent because depending on where you live, a roof of Class 4 Impact Resistance rated shingles may entitle you to a discount on your premium.

## Crowne Slate

LIMITED LIFETIME ARCHITECTURAL SHINGLES

Crowne Slate laminated fiberglass shingles will provide your estate home or exclusive property with a lasting legacy of beautiful protection. They're designed to emulate the look and color of locally quarried natural stone. Only you will know how much less expensive they are. And any professional roofing contractor can easily install a Crowne Slate roof.

Their premium laminated fiberglass mat is saturated and stabilized with IKO-SBS modified asphalt for exceptional flexibility in all types of weather. This ultra-durable, ultra-strong rubberized material enables Crowne Slate shingles to resist hail, severe wind and temperature extremes, earning them a Class 4 Impact Resistance rating.

Choose Crowne Slate with total confidence, for unparalleled curb appeal and quality that lasts for years, even in the worst weather.

*Crowne Slate offers the luxurious look of natural slate without the maintenance worries and expense*

- Built-in algae-resistant granules
- UL 2218/FM 4473 Class 4 Impact Resistance rating\*
- 15-Year IKO Iron Clad Protection<sup>1</sup>
- Limited Lifetime Warranty<sup>1</sup>
- Includes up to 110 mph (177 km/h) Limited Wind Warranty<sup>1</sup>
- Optional Limited High Wind Warranty Upgrade to 130 mph (210 km/h) available<sup>1,2</sup>



<sup>\*</sup>This impact rating is solely for the purpose of enabling residential property owners to obtain a reduction in their residential insurance premium, if available. It is not to be construed as any type of expressed or implied warranty by the manufacturer, supplier or installer.

<sup>1</sup>See Limited Warranty for complete terms, conditions, restrictions and application requirements.

<sup>2</sup>High Wind Application is required.

# Armourshake

LIMITED LIFETIME ARCHITECTURAL SHINGLES

Armourshake mimics the interlaced look, deep cut and contoured profile of natural wood shakes. In some communities real wood shakes are not permitted because of their flammability. Armourshake shingles are more fire-resistant with the industry's highest Class A rating, allowing you to have the luxurious look of wood without the worry.

With Armourshake you can choose the weathered shake look you want immediately. They will deflect damaging sunlight and resist unsightly algae growth to keep the same new appearance well into the future. With cedar or other wood the finished look takes a couple of years to develop fully and the results do not always meet expectations.

Armourshake is available in five color blends with a dimensional profile and deep cuts that evoke the natural beauty, warmth, and charm of cedar wood shakes.

*Experience the warmth, not the worry, of real wood shakes.*

- Built-in algae-resistant granules
- Superior protection against wind uplift and water penetration
- UL 2218/FM 4473 Class 4 Impact Resistance rating\*
- 15-Year IKO Iron Clad Protection<sup>1</sup>
- Limited Lifetime Warranty<sup>1</sup>
- Includes up to 110 mph (177 km/h) Limited Wind Warranty<sup>1</sup>
- Optional Limited High Wind Warranty Upgrade to 130 mph (210 km/h) available<sup>1,2</sup>



\*This impact rating is solely for the purpose of enabling residential property owners to obtain a reduction in their residential insurance premium, if available. It is not to be construed as any type of expressed or implied warranty by the manufacturer, supplier or installer.

<sup>1</sup>See Limited Warranty for complete terms, conditions, restrictions and application requirements.

<sup>2</sup>High Wind Application is required.

Color featured is Armourshake Chalet Wood



## Cambridge IR

LIMITED LIFETIME ARCHITECTURAL SHINGLES

Whether your home is traditional or modern, rustic or urban, a roof of Cambridge IR shingles will look spectacular, and provide years of premium protection. Their dimensional thickness and deep shadow bands create the look of real wood shakes yet provide tremendous peace of mind because these ultra-durable and strong laminated shingles are fire and impact-resistant.

With a choice of five popular color blends, you're sure to find the perfect match for your home and personal style.

Cambridge IR is available in IKO's Advantage size so it's fast and easy for your roofer to install. Deep shadow bands evoke the look of natural wood shakes. Available in 5 popular color choices, Cambridge IR shingles are perfect for any style of home.

*For superior weather and impact resistance, insist on Cambridge IR.*

- Built-in algae-resistant granules
- Superior protection against wind uplift and water penetration
- UL 2218/FM 4473 Class 4 Impact Resistance rating\*
- 15-Year IKO Iron Clad Protection<sup>1</sup>
- Limited Lifetime Warranty<sup>1</sup>
- Includes up to 110 mph (177 km/h) Limited Wind Warranty<sup>1</sup>
- Optional Limited High Wind Warranty Upgrade to 130 mph (210 km/h) available<sup>1,2</sup>



Algae Resistant



Impact Resistant

\*This impact rating is solely for the purpose of enabling residential property owners to obtain a reduction in their residential insurance premium, if available. It is not to be construed as any type of expressed or implied warranty by the manufacturer, supplier or installer.

<sup>1</sup>See Limited Warranty for complete terms, conditions, restrictions and application requirements.

<sup>2</sup>High Wind Application is required.



Crowne Slate - Royal Granite



Crowne Slate - Regal Stone

## Crowne Slate, Armourshake Cambridge IR

LIMITED LIFETIME ARCHITECTURAL SHINGLES


The Impact Resistant Collection offers you stunning profiles and color blends. You're sure to find a distinctive look that will make the perfect statement in your neighborhood while protecting your family and other valuables for many years to come.

Shingle Swatches and House Photography shown are as accurate as modern printing processes allow. Shingle swatches shown do not fully represent the entire color blend range of the shingles. To ensure complete satisfaction, please make your final color selection from several full size shingles and view a sample of the product installed on a home. Be sure to look at the color sample of all material in natural sunlight, at different times of day to ensure that your color choices are complementary. The information in this literature is subject to change without notice. We assume no responsibility for errors that may appear in this literature. To find out more about our products and complete details on our Limited Warranty visit: [www.iko.com](http://www.iko.com).


### Crowne Slate & Cambridge IR Modified Architectural Shingles

Designed and engineered to protect your home against the fierce elements of nature that can destroy most asphaltic roof systems.

- 1 Ceramic-Coated Granules**  
Ceramic-coated granules, including colorfast Algae Resistant copper granules keep shingles looking beautiful for years.
- 2 IKO-SBS**  
Extra-thick coating of quality IKO-SBS modified asphalt for superior weather resistance, even in cold weather applications – including UL 2218/FM 4473 Class 4 impact resistance.\*
- 3 Fiberglass Mat**  
IKO's own heavyweight fiberglass mat provides a strong base for exceptional durability.
- 4 SBS-Modified Adhesive**  
SBS-modified adhesive is used to laminate the shingles and ensure superior structural integrity.
- 5 Heat-Activated Sealant**  
IKO's unique formula of heat-activated sealant helps to ensure maximum wind protection.



Cambridge IR - Weatherwood



Armourshake - Shadow Black




Cambridge IR - Charcoal Grey



Armourshake - Chalet Wood



Cambridge IR - Driftwood



Armourshake - Greystone



Cambridge IR - Dual Grey



Armourshake - Western Redwood



Cambridge IR - Dual Black



Armourshake - Weathered Stone



*IKO's PRO4 Roofing System is setting the standard in protecting your home.*

Shingles alone are sometimes not enough to protect your home. IKO has developed a superior multi-layered roofing system incorporating our industry-leading products.

### The Impact Resistant Collection

All the shingles in this Collection – Crowne Slate, Armourshake and Cambridge IR – are manufactured with the industry's most advanced technology and chosen by homeowners like you, who demand the best in quality, durability, performance and value. Along with your choice of shingle from the Impact Resistant Collection, IKO's highly recommended PRO4 Roofing System includes these fine accessory products:

Design your own roof with **ROOFViewer™**



Start by visiting our website at [www.iko.com](http://www.iko.com) and try our exclusive **RoofViewer™ Interactive Shingle Selector Tool**. You can select a style of home and accessorize it with different colors of roof and trim or even upload a picture of your actual house!



Once you've narrowed down your choices, ask your roofing professional or IKO Sales Representative for actual samples of the shingles you're considering. Printing processes are close, but nothing compares to the real thing and colors on the computer are even more prone to variation.

Treat the shingle samples as you would paint chips and view them in different lighting conditions at different times of day. If you're going to select new trim or siding, take samples of those outdoors, and see how all the elements work together.

Choosing the right color is the most difficult decision for most homeowners. A new roof is a significant investment and you'll have to live with your color choice for a very long time. IKO offers you many beautiful color palettes, so take your time to find the one that's right for you and your home. You'll enjoy the results for years to come.



### 1. Eave Protection

GoldShield, ArmourGard, or StormShield Ice & Water Protectors

IKO's Ice & Water Protectors provide a second line of defense against water penetration due to ice dams or wind-driven rain and the costly damage it can cause. This product is also strongly recommended for sealing around vents, low pitch areas, ridges, hips, rake edges, chimneys, dormers, vent stacks, and skylights.

### 2. Underlayment

RoofGard-Cool Grey Underlayment

Use our innovative RoofGard-Cool Grey synthetic underlayment for total deck protection.

### 3. Roof Starters

Leading Edge Plus Starter Strips or Armour Starter\*

Fast, easy and convenient. IKO's Starter Strips are already cut to size saving valuable time during the installation of the first course of shingles. Compatible with most existing IKO Shingles, Leading Edge Plus includes a sealant strip at the bottom edge allowing for a tight seal. \*Armour Starter is embedded with granules that specifically match the colors of the Armourshake shingle. Applied as a starter strip they facilitate installation and further enhance the dimensional appearance of Armourshake shingles.



### 4. Ridge Cap Shingles

Hip and Ridge, Hip & Ridge Plus, Hip & Ridge 12 or Ultra HP™ High Profile Ridge Cap Shingles

Ridge cap shingles are required where roof planes meet, and provide additional protection along these high stress areas of the roof, enhancing your home's aesthetic appeal by accentuating the roof line.

