




EXTENDED PROTECTION

What You Get When You Choose an IKO ROOFPRO*

Your roof should endure the elements to protect not only your family and your home, but everything you hold dear. With a roof installed by an IKO ROOFPRO Select or Craftsman Premier Contractor, you are eligible for an extended Iron Clad Protection Period Limited Warranty, giving you even more peace of mind. Compare the ROOFPRO Iron Clad Extended Protection Limited Warranty and the CodePlus™ Iron Clad Extended Protection Limited Warranty to our standard shingle limited warranty and see how they stack up.

	STANDARD WARRANTY	IRON CLAD EXTENDED PROTECTION IN THE U.S. ROOFPRO Select and Craftsman Premier  			
		Architectural Shingles	Performance Shingles	Designer Shingles	CodePlus ²
Shingle Products		Cambridge® & Cambridge® Cool Colors™	Dynasty® & Nordic™	Crowne Slate™, Royal Estate™ & Armourshake™	Dynasty & Nordic
Installation Requirements <i>See below for high wind requirements.</i>	Four-nailed , except five-nailed for Crowne Slate & Armourshake, IKO Hip & Ridge 12™, IKO UltraHP®, IKO UltraHP® IR	Four-nailed , Proformax™ Accessories ¹ , IKO Hip & Ridge 12, IKO UltraHP, IKO UltraHP IR	Four-nailed , Proformax Accessories ¹ , IKO Hip & Ridge 12, IKO UltraHP, IKO UltraHP IR	Four-nailed (Royal Estate), Five-nailed (Crowne Slate & Armourshake), Proformax Accessories ¹ , IKO Hip & Ridge 12, IKO UltraHP, IKO UltraHP IR	Six-nailed , Proformax Accessories ³ , IKO Hip & Ridge 12, IKO UltraHP, IKO UltraHP IR Enhanced installation requirements apply.
Iron Clad Protection Period (ICP)	10 years Cambridge & Cambridge Cool Colors 15 years Dynasty, Nordic, Crowne Slate, Armourshake & Royal Estate	15 years Cambridge & Cambridge Cool Colors	20 years	20 years	25 years
Wind Warranty	110/130 mph Cambridge, Cambridge Cool Colors, Crowne Slate, Armourshake & Royal Estate	110 mph (Four-nailed) <hr/> 130 mph (Six-nailed)	130 mph (Four-nailed)	110 mph (Four-nailed, except five-nailed for Crowne Slate & Armourshake)	130 mph (Six-nailed)
High Wind Warranty ⁴	130 mph Dynasty & Nordic (Four-nailed)			130 mph (Six-nailed, except eight-nailed for Crowne Slate)	
Algae Resistance Warranty	10 years Cambridge Cool Colors Dual Grey only, 10 years	10 years** Cambridge & Cambridge Cool Colors Dual Grey**	10 years**	10 years**	10 years**
Transferability	Once during first 10 years only; coverage continues maximum of 10 years from installation.	Once during first 15 years ; ICP remains until year 15 but w/o tear-off and disposal. If transfer after year 12, ICP terminates and prorated coverage until year 15.	Once during first 15 years ; ICP remains until year 15 but w/o tear-off and disposal. If transfer after year 12, ICP terminates and prorated coverage until year 15.	Once during first 15 years ; ICP remains until year 15 but w/o tear-off and disposal. If transfer after year 12, ICP terminates and prorated coverage until year 15.	Once during first 15 years ; ICP remains until year 15 but w/o tear-off and disposal. If transfer after year 12, ICP terminates and prorated coverage until year 15.
Application Processing Fee	\$0	\$0	\$75	\$75	\$75
Reasonable Tear-Off and Disposal During the ICP	⊖	Yes , limited upon transfer as set out above	Yes , limited upon transfer as set out above	Yes , limited upon transfer as set out above	Yes , limited upon transfer as set out above

* IKO ROOFPRO is IKO's contractor loyalty program. Membership in the program requires payment of annual membership fees to IKO and a commitment to purchase IKO products. The program provides its members access to valuable benefits, including rebates and rewards based on purchase volume, discounts or preferred rates with third-party providers and the ability to offer the Extended Iron Clad Protection limited warranties. For further information on the Program, please go to www.IKO.com/na, email IKOROOFPPO@IKO.com or call toll-free 1-866-ROOFPRO (1-866-766-3770).

Note: ROOFPRO Extended Limited Warranty can only be offered on roofs installed by an IKO ROOFPRO Select or Craftsman Premier Contractor. See Extended Limited Warranties for complete terms, conditions, restrictions and application requirements. Shingles must be applied in accordance with application instructions and local building code requirements; and for CodePlus, in accordance with the CodePlus Application Manual and local building requirements.

The contractor is not a representative, an agent, or a representative of IKO. **IKO does not warrant or guarantee or make any representation regarding the workmanship or performance of this or any other contractor, nor provide any warranty or guarantee or assume any liability in respect to the CodePlus Application Method.** The limited warranties, including the CodePlus Extended Limited Warranty, do not provide coverage in the event of improper installation by the contractor.

** Same as standard warranty. ¹At least three qualifying Proformax Roofing Accessories are required. ²CodePlus Extended Iron Clad Protection Limited Warranty can only be provided by an IKO ROOFPRO Select or Craftsman Premier Roofing Contractor who has met the requirements to install. ³For the Hybrid and Full-Coverage Ice & Water application methods (options 1 and 2 in section 2.2.1 of the CodePlus Application Manual), Nordic or Dynasty Shingles must be used and installed together with all five of the Proformax Integrated Roofing Accessories, items a., b., c., d. (ii.) and e. on the reverse. For the Warm Weather application method (see section 2.2.2 in the CodePlus Application Manual), intended for markets where Ice & Water is not required by building code, Nordic or Dynasty Shingles in conjunction with four Proformax Accessories are required, items b., c., d. (ii.) and e. on the reverse. Review all applicable building codes, minimum property standards and requirements before applying these products. ⁴High wind application requirements apply.

LIMITED WARRANTIES

IMPORTANT INFORMATION ABOUT YOUR IKO ROOFPRO WARRANTY

In order to be eligible for the IKO ROOFPRO Extended Iron Clad Protection or the CodePlus Extended Iron Clad Protection, your roof must meet the following requirements:

1. IKO Shingles must be used and installed together with at least three of the following IKO Proformax Integrated Roofing Accessories:

Note: An IKO-approved Hip and Ridge cap shingle product is required. For CodePlus Extended Iron Clad Protection: For the Hybrid and Full-Coverage Ice & Water application methods (options 1 and 2 in section 2.2.1 of the CodePlus Application Manual), five Proformax Integrated Roofing Accessories are required, items a., b., c., d. (ii.) and e. below. For the Warm Weather application method (see section 2.2.2 in the CodePlus Application Manual), intended for markets where Ice & Water is not required by building code, four Proformax Accessories are required, items b., c., d. (ii.) and e. below. Review all applicable building codes, minimum property standards and requirements before applying these products.

- a. The use of IKO's GoldShield™ Premium Ice & Water Protector, ArmourGard™ Ice & Water Protector or StormShield™ Ice & Water Protector membrane for sealing eaves and valleys.
- b. The use of an approved IKO synthetic underlayment under all shingle installations, such as Stormtite® or RoofGard-Cool Grey™.
- c. **Required:** Installation of any IKO-approved Hip and Ridge cap shingle product, which includes IKO Hip & Ridge 12, IKO UltraHP or IKO UltraHP IR shingles. IKO recommends the use of its Class 4 impact resistance-rated Hip and Ridge cap shingle in conjunction with the use of Class 4 impact resistance-rated shingles, and the use of no less than its Class 3 impact resistance-rated Hip and Ridge cap shingle in conjunction with the use of Class 3 impact resistance-rated shingles.
- d. (i.) For IKO ROOFPRO Extended Iron Clad Protection: For Nordic and Dynasty, the application of IKO's Leading Edge Plus™ starter strip installed at the eaves. For Crowne Slate, Royal Estate, Cambridge and Cambridge Cool Colors, the application of IKO's Leading Edge Plus starter strip installed at the eaves and rakes. For Armourshake, the application of Leading Edge Plus with Armour Starter™ at the eaves. Alternatively, IKO EdgeSeal® can be used as the starter for all laminated shingles.

(ii.) For CodePlus Extended Iron Clad Protection:

Application of IKO EdgeSeal self-adhering starter at the eaves and rakes.

- e. For CodePlus Extended Iron Clad Protection only: Application of IKO GoldSeam™ sealing tape.

2. The Shingles must be installed in strict accordance with the instructions on the wrapper; and for the CodePlus Extended Iron Clad Protection, in strict accordance with the instructions contained in the CodePlus Application Manual in effect at the time of the installation.

3. Valid only on complete single-family dwelling residential roofing applications with a minimum roof area of 10 squares and a maximum roof area of 100 squares and a roof pitch of 4:12 or steeper. CodePlus Extended Iron Clad Protection is available for roof pitches between 3:12 and 4:12 if enhanced installation requirements set out in the CodePlus Application Manual are met.

4. The attic is properly vented according to the highest of either ARMA, IKO or local building code requirements.

A properly balanced ventilation system requires ridge, static vents and under-eave or soffit ventilation, and per ARMA's requirements, the vents shall be uniformly distributed on opposite sides of the building in such a way that approximately 50% are near the lower part of the roof (inflow), and approximately 50% are near the ridge (outflow).

5. Installation on a clean, dry and stable roof deck without any of the previous shingles or roofing materials remaining on the roof. (Note: Installation of shingles directly over an existing layer will void the IKO ROOFPRO Extended Iron Clad Protection and the CodePlus Extended Iron Clad Protection.)

6. The roof must be installed by an IKO ROOFPRO Select or Craftsman Premier Contractor. For CodePlus Extended Iron Clad Protection to apply, the contractor must additionally meet the training and application requirements, and install the roof in accordance with the instructions set out in the CodePlus Application Manual. ROOFPRO Select or Craftsman Premier Contractors who have met this requirement will be so designated on the Find a Contractor lookup at www.IKO.com/na.

7. This warranty cannot be used in conjunction with a warranty claim settlement.

How to submit warranty application. In order to obtain the IKO ROOFPRO Extended Iron Clad Protection or the CodePlus Extended Iron Clad Protection, your IKO ROOFPRO Contractor must submit an application for the extended limited warranty online at <https://prozone.iko.com> or by mail with a copy of the proof of purchase listing all the IKO products required for the roof system, along with the applicable nonrefundable application fee (the "Fee"). The extended limited warranty application and Fee must be received within 90 days after completion of the installation. The extended limited warranty is not effective until the homeowner receives written confirmation of approval from the IKO warranty program coordinator, whereupon the effective date shall be the date of completion of the installation.



IKO Industries, Inc.

235 West South Tech Drive
Kankakee, IL 60901-8426